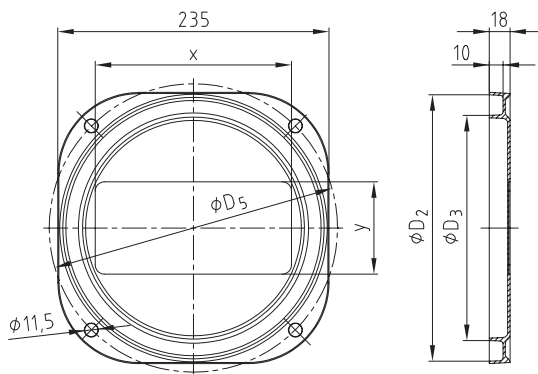


# ACCESSORIES FOR OIL TANKS HYDRAULIC COMPONENTS

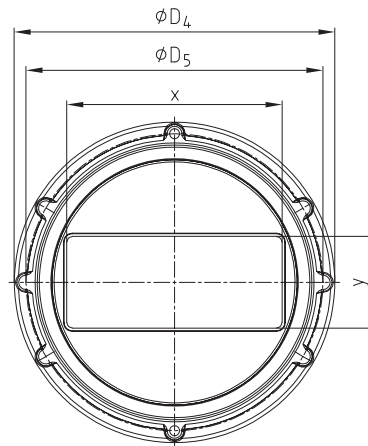
## Cleaning covers



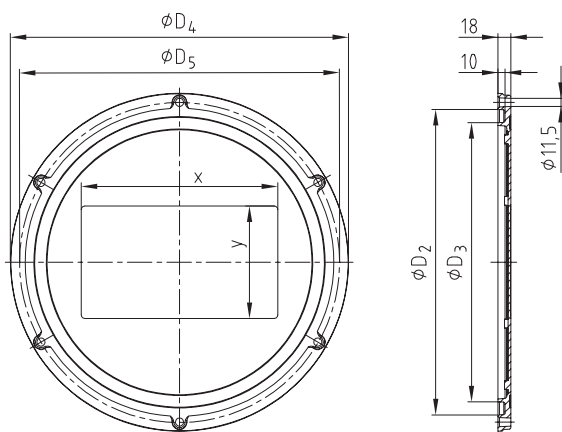
Cleaning cover V250-4 PRD



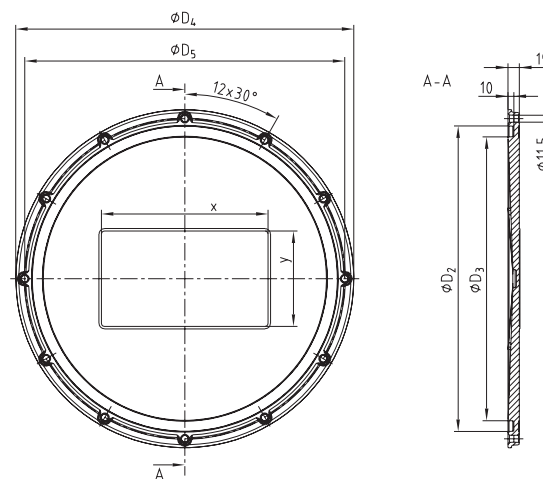
Cleaning cover V324-6 acc. to DIN 24339



Cleaning cover V449-6 acc. to DIN 24339



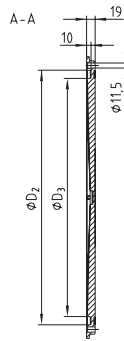
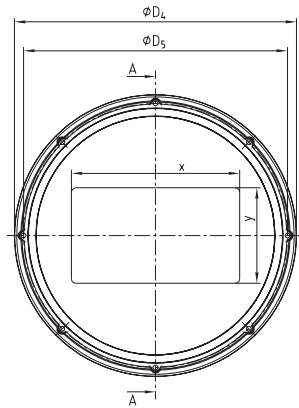
Cleaning cover V530-12



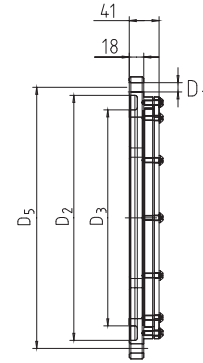
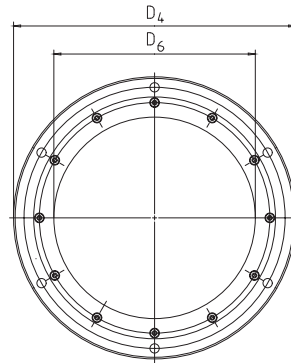
Technical data				
Screw tightening torque	Max. permissible pressure	HFC liquids	Perm. temperature range	Logo
10 Nm	0,5 bar	Order suffix/HFC	-20 to 100 °C	on request

Ordering example:	V324-6/W	PRD 393 NBR
	Cleaning cover	Spline seal

### Cleaning cover V580-8

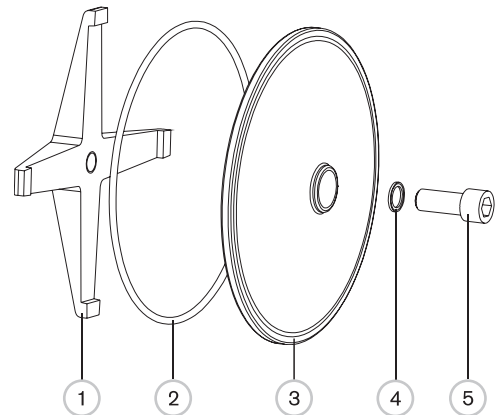
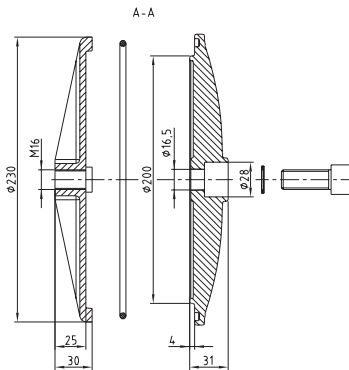
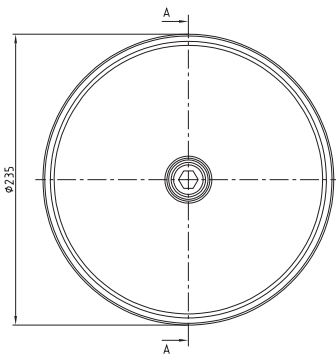


**Cleaning cover**  
Type W aluminium/polycarbonate  
Type WCW  $\cong$  with inspection glass



- Screw tightening torque max. 10 Nm
- Max. permissible pressure = 0.5 bar
- Permissible temperature range type W -20°C to 90°C

### Cleaning cover V235

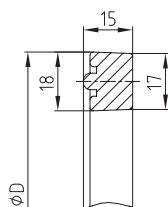


List of components:

- 1 Fixing cross
- 2 O-ring 214 x 5
- 3 Cover
- 4 Gasket Usit 22 x 16
- 5 Screw M 16 x 40 max. tightening torque 40 Nm

Cleaning covers									
Size	Dimensions [mm]								
	D <sub>1</sub>	D	D <sub>3</sub>	D <sub>4</sub>	D <sub>5</sub>	Inspection glass	Number of bores	x	y
V250-4 PRD		229	193	-	250	-	4	170	80
V324-6 / V324-6 HFC		304	268	350	324	-		235	100
V324-6 Kokille*		304	268	350	324	-		-	-
V324-6 /W	11,5	304	268	350	324	$\phi 250$	6	276	158
V449-6 / V449-6 HFC		429	393	475	449	-		276	158
V449-6 /W		429	393	475	449	$\phi 250$		-	-
V530-12 / V530-12 HFC		505	471	560	530	-	12	276	158
V580-8 / V580-8 HFC		560	523	620	580	-	8	370	210

\* Cover with fixing by 4 holes on request.



Gaskets for cleaning covers			
Size	For cleaning cover	D [mm]	
PRD 193 NBR	PRD 193 FKM	V250- PRD	229
PRD 268 NBR	PRD 268 FKM	V324	304
PRD 393 NBR	PRD 393 FKM	V449	429
PRD 471 NBR	-	V530	507
PRD 525 NBR	-	V580	561
O-Ring 214-5 NBR	215-5 FKM	V235	224